

# Art and Design Portfolio

Harmony Bowes



#### Texture



#### Pattern



#### Voice Words

INTERACTIVE, LIVELY, BOLD

#### Tagline

WHERE FIRE MEETS FLAVOR.

#### Typography

**MUD TRUCK**  
A B C D E F G H I J K L M N O P Q R S T U V W X Y Z  
1 2 3 4 5 6 7 8 9 10 11 12  
This is a sample sentence.

**Aesthet Nova Medium**  
A B C D E F G H I J K L M N O P Q R S T U V W X Y Z  
a b c d e f g h i j k l m n o p q r s t u v w x y z  
1 2 3 4 5 6 7 8 9 10 11 12  
This is a sample sentence.

**Myriad Variable Concept Regular**  
A B C D E F G H I J K L M N O P Q R S T U V W X Y Z  
a b c d e f g h i j k l m n o p q r s t u v w x y z  
1 2 3 4 5 6 7 8 9 10 11 12  
This is a sample sentence.

#### Color Palette



#### Brand Collateral



#### Photography



#### Illustrations









THE FIRE  
OF **HIBACHI.**

THE FLAVOR  
OF **BBQ.**



**BARBACHI**

Hibachi-Style BBQ

22 Flame Street, Syracuse, NY 13210  
[www.barbachi.com](http://www.barbachi.com)



Texture



Pattern



Color Palette



Branding



Illustrations



Voice Words

Interactive, Lively, Bold

Tagline

Flavors and Flames.  
Right at Your Table.

Typography

DIN Condensed Bold

This is a sample sentence.

Myriad Variable Concept

SemiExtended

This is a sample sentence.

Skia Regular

This is a sample sentence.

Branding

COMBINING  
BBQ & HIBACHI.  
LITERALLY.



The interactivity of hibachi  
mixed with the bold, smokey  
flavors of American BBQ!

Photography






## Oswald ExtraLight


Designer: Vernon Adams

This font was designed by Adams in 2011 for web use and has since been updated by others to support Cyrillic script. Inspired by the classic Alternate Gothic style.



4 Uppercase Oswald ExtraLight Letter K's

4



4 Lowercase Georgia Italic Letter C's

## Georgia Italic

Designer: Matthew Carter

This font was designed by Carter in 1993 for Microsoft to be easily readable on low-resolution computer screens. Inspired by 19th-century Scotch Roman designs.

5

## Baskerville SemiBold Italic

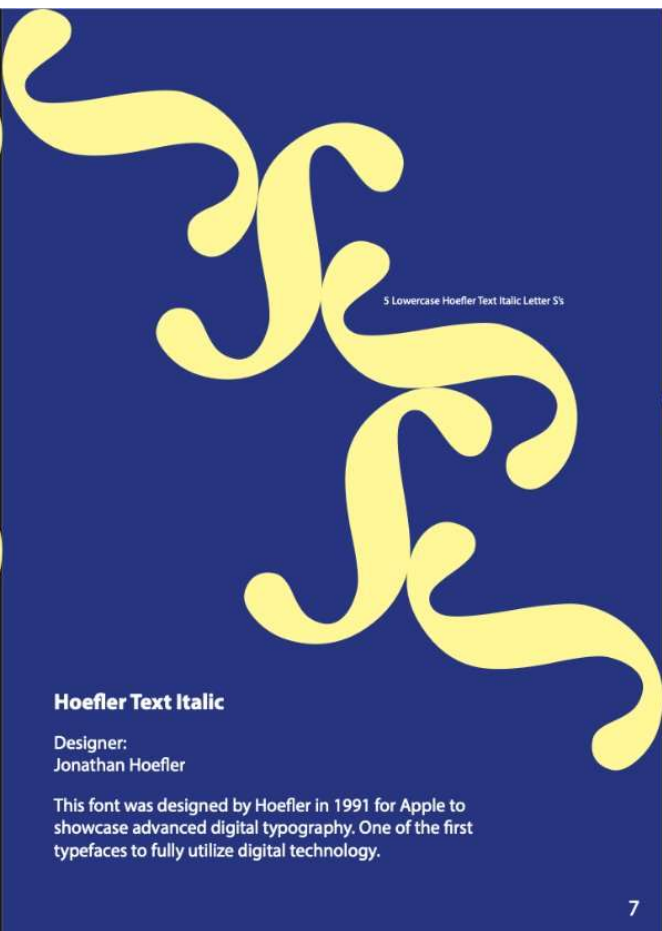
Designer: John Baskerville

This font was designed by Baskerville in 1757 in Birmingham as a "transitional" design, to improve the quality of industrial book printing with this elegant and legible typeface.



4 Lowercase Baskerville SemiBold Italic Letter R's

6



5 Lowercase Hoefler Text Italic Letter S's

### Hoefler Text Italic

Designer:  
Jonathan Hoefler

This font was designed by Hoefler in 1991 for Apple to showcase advanced digital typography. One of the first typefaces to fully utilize digital technology.



4 Lowercase Montserrat Italic Letter F's


### Montserrat Italic

Designer: Julieta  
Ulanovsky

This font was designed by Argentinian graphic designer, Ulanovsky, in 2011. Her goal was to preserve the beauty of mid-20th-century urban typography and make it accessible for modern use. Inspired by old posters and signs in the Montserrat neighborhood in Buenos Aires.



### Black and White Solutions:



Taking the thumbnails and the enlarged hand-drawn roughs to the computer. Creating the most successful cropped letterforms on Adobe Illustrator.

### Color Solutions: Complementary Colors



### Analogous Colors



### Contrast Colors




Adjusting and editing the cropped letterforms to become more unrecognizable and using color theory to turn the cropped letterforms to full color.

### The Contrast:



The difference between black and white cropped letterforms and full color cropped letterforms is significantly different as shown in the side-by-side images.

### Color Palette:




## Letterform Explorations Edges and Absences



Series 1

Harmony Bowes


### STEP 1: Black and White Roughs Thumbnails



75 B+W thumbnails. A variety of serif fonts, sans serif fonts, and a mix of my choice of fonts. This is the process of brainstorming and getting all of your thoughts of a cropped letterform onto paper.

Creating a successful and unique letterform takes time. It all begins with step 1, creating a series of 72+ cropped letterform thumbnails.

### STEP 2: Black and White Enlarged Roughs



Enlarging the most successful cropped letterforms to 7" x 7" each helps to narrow down and go more into detail.

Picking the most unique and successful cropped letterforms out of 75 thumbnails was difficult.







